

THE SHOPPES AT DEPIERO FARM


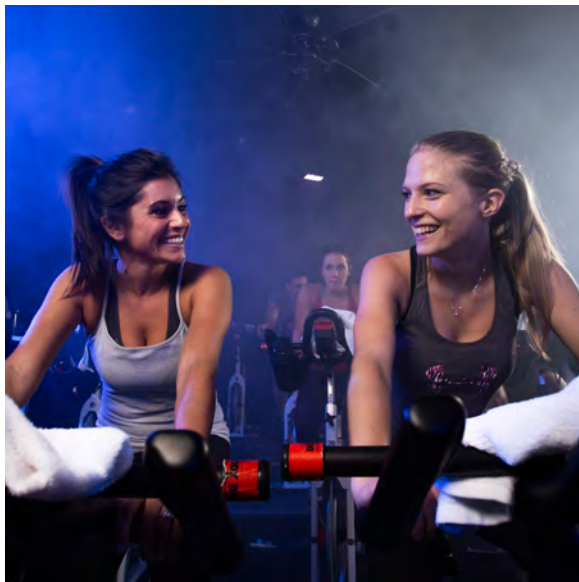
Transforming a Historic Farm Into a Retail Experience

A new lifestyle is growing.

Everything you need, you can get it at THE FARM.

With Northern NJ's first Wegmans – and leading national retailers such as Starbucks, Chipotle, Orangetheory Fitness, CycleBar, AT&T, Ulta Beauty, Chopt, Lululemon, CityMD & more – THE FARM reimagines the century-old DePiero Farm into a lifestyle experience that has everything.





231,000 Total SF

Wegmans-anchored lifestyle center on 25.5 acres (Section 1)

National Retailers

including Starbucks, Chipotle, Ulta Beauty, Orangetheory Fitness, CycleBar & more — plus Lululemon & Chopt

66,000 SF Lifestyle Retail

Section 2 now open, plus contiguous Section 3 available comprising 3.08 acres zoned commercial

Garden State Parkway

Exit 172 just 1/4 mile west, and New York state border just three miles north

Surrounding Retail & Services

including Tice's Corner (119,114 SF lifestyle center), Life Time Fitness, Memorial Sloan Kettering & Marriott Hotel

Strong Area Value

features 3 million SF of Class A office including KPMG, BMW, Benjamin Moore, Sony & Sharp Electronics

The First Phase

of North Market, which also includes 32.5 acre mixed use redevelopment of former Mercedes-Benz North America HQ located directly opposite

North Market

MERCEDES-BENZ
REDEVELOPMENT
32.5 ACRES

BUILDING B
9,655 SF

BUILDING A
9,655 SF

BUILDING F
23,425 SF

BUILDING D
9,224 SF

BUILDING C
9,067 SF

BUILDING E
5,694 SF

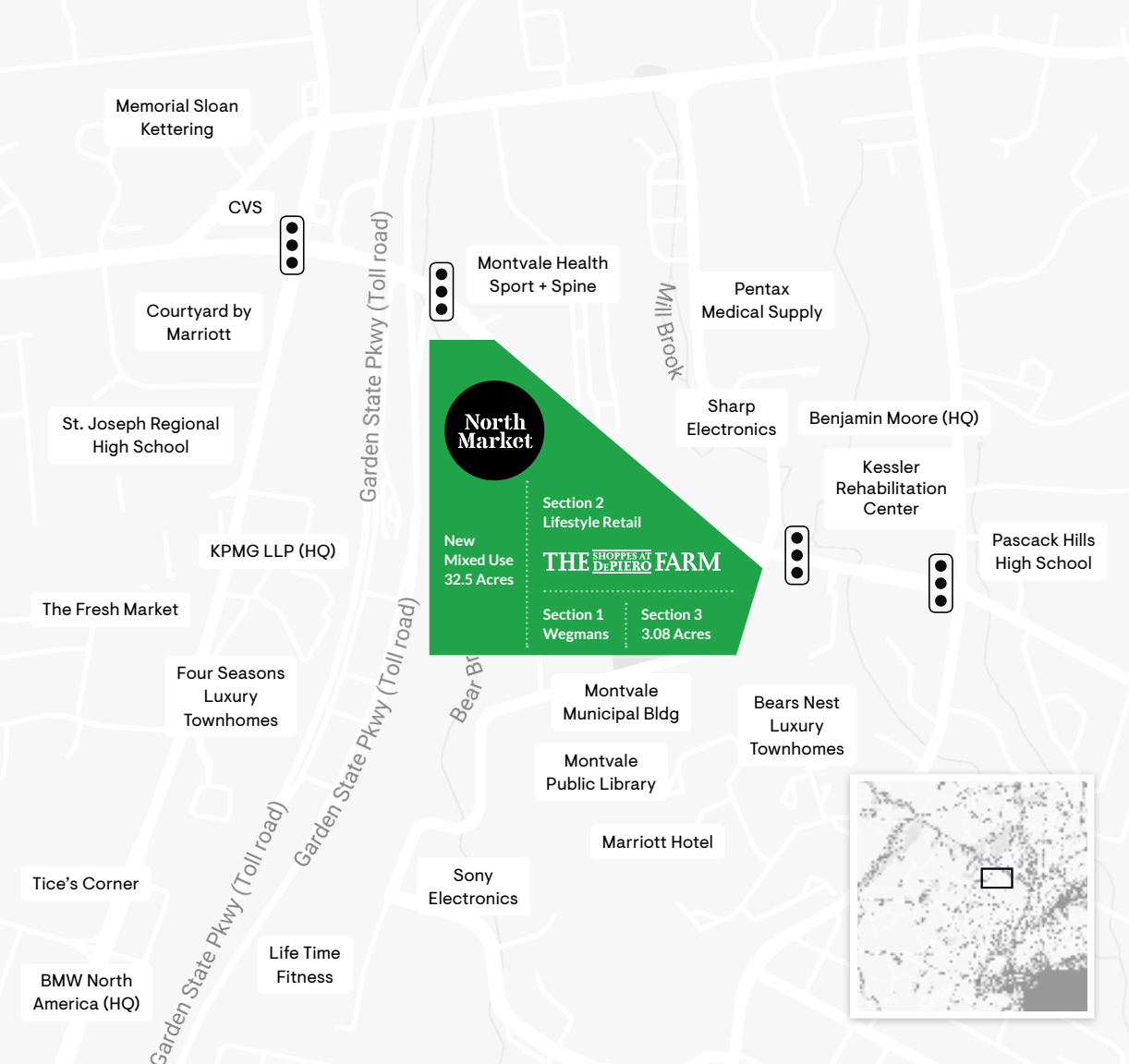
267
PARKING
SPACES

775
PARKING
SPACES

THE SHoppes AT
DEPIERO FARM

Wegmans

128,000 SF



2020 Demographics



	3 Miles	5 Miles	7 Miles	10 Miles
Population	55,745	225,968	435,060	782,608
Daytime Population	63,883	193,946	374,951	647,176
Total Households	19,835	74,564	142,366	266,455
Median Household Income	\$150,965	\$130,800	\$130,727	\$126,560
Average Household Income	\$208,809	\$175,705	\$175,673	\$168,412
Median Age	43.2	38.7	38.8	39.9

2000-2010 Census, 2020 Estimates with 2025 Projections

For additional information,
contact our exclusive leasing
& managing agent:

Brian S. Silbert
President & CEO
Silbert Realty & Management Company
908.604.6900 x 116
info@silbertrealestate.com
silbertrealestate.com

Developed & Owned by
The S.Hekemian Group

Leasing by
SILBERT

Planning Design by
CALLISONRTKL™

© The S.Hekemian Group, LLC. All rights reserved.

Although all information furnished regarding property for sale, rental, or financing is from sources deemed reliable, such information has not been verified and is subject to change, and no express representation is made nor is any to be implied as to the accuracy thereof, and it is submitted subject to errors, omissions, changes of price, rental, or other conditions, prior sale, lease, or financing, or withdrawal without notice. 0221



12-100 Farm View
Montvale, NJ 07645

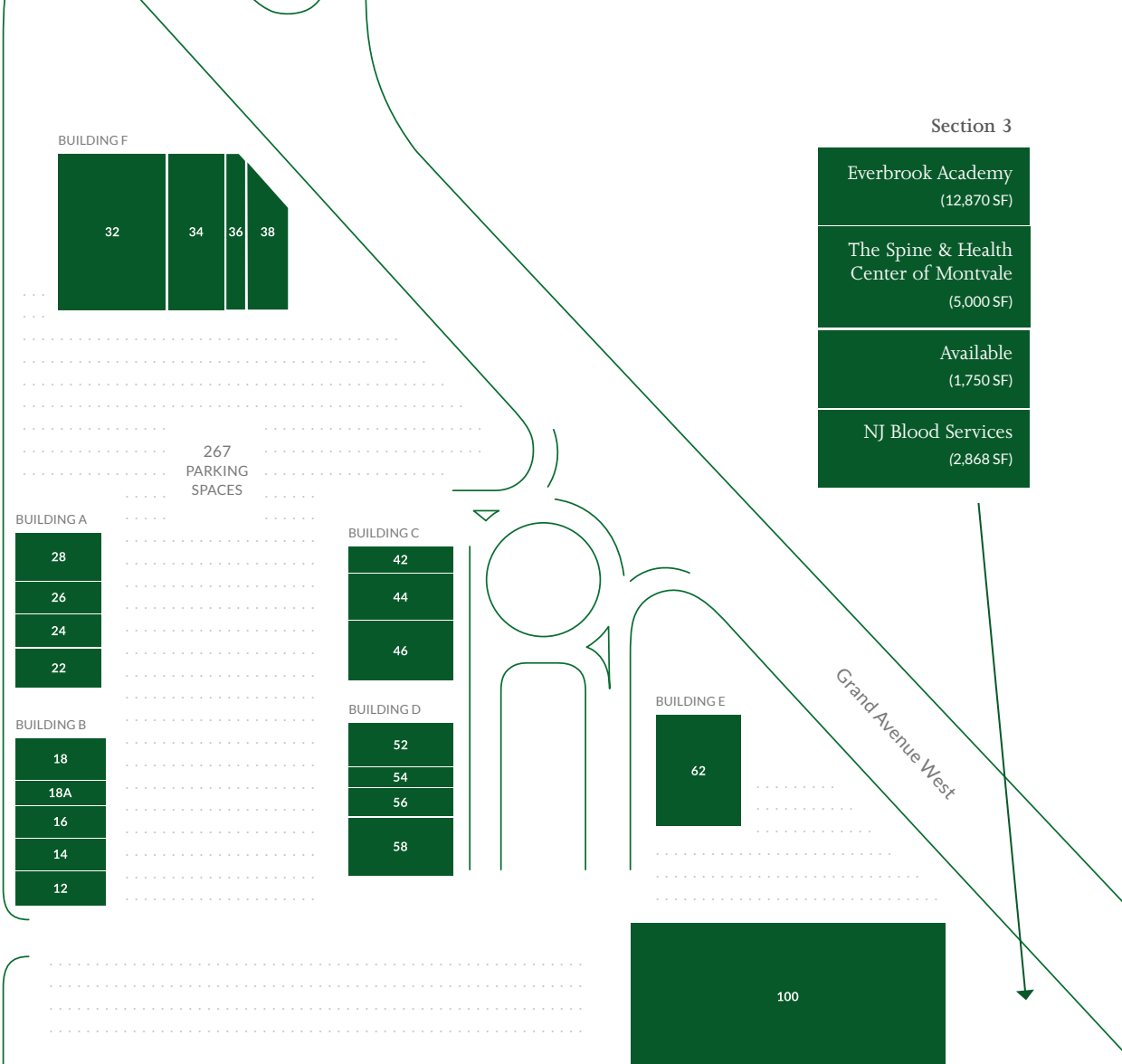
explorethefarm.com

Leasing Plan

12 Starbucks (1,998 SF)	36 C2 Education (1,835 SF)
14 European Wax Center (1,529 SF)	38 First Watch Cafe (3,980 SF)
16 Beets Juice Bar (1,300 SF)	42 AT&T (1,633 SF)
18A Eons (1,477 SF)	44 Orangetheory Fitness (2,870 SF)
18 Chipotle (2,269 SF)	46 Lululemon (3,635 SF)
22 The Habit Burger Grill (2,500 SF)	52 Chopt (2,641 SF)
24 Vanilla Sky (1,752 SF)	54 PetzLove (1,154 SF)
26 Club Pilates (1,747 SF)	56 Warby Parker (1,800 SF)
28 CycleBar (2,603 SF)	58 Chase Bank (3,474 SF)
32 Ulta Beauty (10,550 SF)	62 CityMD (5,452 SF)
34 Nava Health (4,740 SF)	100 Wegmans (128,000 SF)

The information shown is current as of printing and is subject to change (1/25).
All square footages are approximate.

DePiero Drive



Section 3

Everbrook Academy (12,870 SF)
The Spine & Health Center of Montvale (5,000 SF)
Available (1,750 SF)
NJ Blood Services (2,868 SF)



THE SHOPPES AT DE PIERO FARM

explorethefarm.com